

MU144

Dual Colour Lift & Slide Door



The MU144 Dual Colour Lift & Slide Door system by AMS, blends clever design and stylish looks to offer a modern and architecturally attractive system. The system maximises the glazing area to offer sunlight with minimum restriction, brightening internal spaces. The minimalistic profiles heighten the sense of bringing the outdoors indoors.

The effortless lift and slide mechanism allow ease of opening and closing. Sizes range up to 3.2m in height and weights of 300 kg's. This effortless system is available in a wide range of configurations, including double and triple track options offering flexibility in design and dual door sliding. The system is further complimented with various add-on profiles, where locations demand more rugged features, and offers Marine Guarantees when required.



MU144

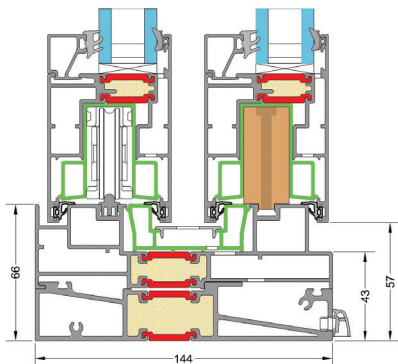
Dual Colour Lift & Slide Door

The AMS MU144 Dual Colour Lift & Slide Door system is sleek and stylish, offering large glazing options maximising day light and visual appeal. The concealed gearing system allows for an effortless operation regardless of the size sash or glazing unit. The system is available in a wide range of finishes, single, dual RAL options and anodic colours as standard and is also available in a variety of "Decoral" wood finishes. Door U-values as low as 1.44 W/m²K can be achieved which retains warmth within the building whilst taking advantage of the sunlight entering the living space.

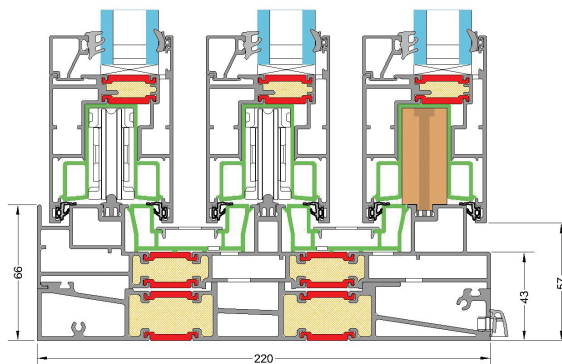
Thermal Details

U-values based on a door size 2.0 m x 2.18 m high. U-values calculated in accordance with BS EN ISO 10077 - 2: 2017 & BS EN 10077- 1: 2017

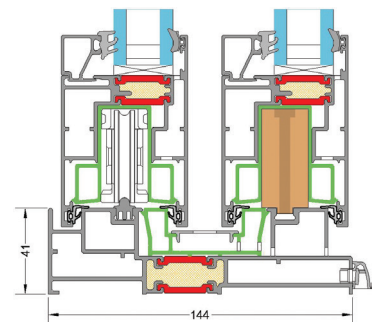
GLASS U-VALUE (W/m ² K)	1.04	1.12	0.63
MU144 Door U-value (W/m ² K)	1.75	1.80	1.44



1a. Standard Cill (Double Track)



1b. Standard Cill (Triple Track)



2. Low Cill (Double Track)

SYSTEM PERFORMANCE

- Tested to BS 6375 – 1: 2009
- Air Classification = Class 4 (600 Pa)
- Water Tightness = Class 8A (450 Pa)
- Wind Resistance = Class C3 (1200 Pa)
- Maximum Opening Door Height: 3200mm
- Maximum Opening Door Width: 3500mm
- Maximum Opening Door Weight: 300KG

FEATURES & FINISHES

- Can accommodate units ranging from 28mm up to 40mm in depth for single colour option and up to 44mm in depth for dual colour option
- Available in single colour, dual colour, anodic or wood finish "Decoral"
- Marine paint guarantee available upon request
- Double and triple track options available

Wallingstown, Little Island, Cork, Ireland. **T** +353 21 4705100 **E** pohara@ams.ie **www.ams.ie**

